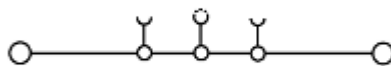


**WDU 4 BL****General ordering data**

<b>Order No.</b>	1020180000
<b>Part designation</b>	WDU 4 BL
<b>Version</b>	Feed-through terminal, 4 mm <sup>2</sup> , Screw connection, Wemid, blue, TS 35
<b>EAN</b>	4008190185237
<b>Qty.</b>	100 pc(s).

**Product notes****Note, accessories**

Socket and test plug, see section "W Series accessories".  
Shielding rail LS 2.8 1056400000.

Identical profiles from 2.5 to 10 mm<sup>2</sup> with uniform end and partition plates. An unsurpassed combination of many advantages!

**Product description**

Their small size compared to the respective rated cross-section makes the modular terminals with the compact design very popular.

**PT OKIECEX/ATEX rating data****EU-type examination certificate**

KEMA98ATEX1683U

**Download, German**

[KEMA98ATEX1683U\\_d.pdf](#)

**Download English**

[KEMA98ATEX1683U\\_e.pdf](#)

**IECEX Certificate of Conformity**

IECEXULD05.0008U

**Download**

[IECEXULD05.0008U\\_e.pdf](#)

**ATEX voltage**

690 V

**ATEX current**

28 A

<b>ATEX conductor cross-section</b>	4 mm <sup>2</sup>
<b>IECEX voltage</b>	690 V
<b>IECEX current</b>	28 A
<b>IECEX conductor cross-section</b>	4 mm <sup>2</sup>
<b>Voltage when using cross-connections</b>	<a href="#">CrossConnectionGuide.pdf</a>
<b>Operating temperature range</b>	For operating temperature range see EC Design Test Certificate / IEC Ex-Certificate of Conformity
<b>Marking EN 60079-7</b>	Ex e II
<b>Marking ATEX Directive 94/9/EC</b>	Ex II 2 G D
<b>2 clampable conductors (H05V/H07V) with equal cross-section (rated connection)</b>	
<b>Solid, min.</b>	0.5 mm <sup>2</sup>
<b>Solid, max.</b>	2.5 mm <sup>2</sup>
<b>Flexible, min.</b>	0.5 mm <sup>2</sup>
<b>Flexible, max.</b>	1.5 mm <sup>2</sup>
<b>Flexible with ferrule, min. (DIN 46228 pt 1)</b>	0.5 mm <sup>2</sup>
<b>Flexible with ferrule, max. (DIN 46228 pt 1)</b>	1.5 mm <sup>2</sup>
<b>Additional technical data</b>	
<b>Colour of insulating material</b>	blue
<b>Connection direction</b>	on side
<b>End plate required</b>	Yes
<b>Explosion-tested version "Ex e"</b>	Yes
<b>Installation advice</b>	TS 35
<b>Insulating material</b>	Wemid
<b>Levels cross-connected internally</b>	No
<b>No. of identical terminals</b>	1
<b>No. of levels</b>	1
<b>No. of terminal strips per level</b>	2
<b>Open sides</b>	right
<b>Operating temperature range</b>	- 50 °C, + 120 °C
<b>Product family</b>	W-Series
<b>Type of connection</b>	Screwed

<b>Type of mounting</b>	Snap-on
<b>UL 94 flammability rating of insulation material</b>	V-0
<b>Version</b>	Feed-through terminal

**CSA rating data**

<b>Voltage (CSA)</b>	600 V
<b>CSA current</b>	35 A
<b>Min. cross-section (CSA)</b>	AWG 26
<b>Max. cross-section (CSA)</b>	AWG 10

**Conductors for clamping (rated connection)**

<b>Clamping range, min.</b>	0.13 mm <sup>2</sup>
<b>Clamping range, max.</b>	6 mm <sup>2</sup>
<b>Type of connection</b>	Screw connection
<b>2nd type of connection</b>	screwed
<b>Connection direction</b>	on side
<b>No. of connections</b>	2
<b>Stripping length</b>	10 mm
<b>Clamping screw</b>	M 3
<b>Blade size</b>	0.6 x 3.5 mm
<b>Tightening torque range</b>	0.5...1.0 Nm
<b>Torque level with DMS electric screwdriver</b>	2
<b>Gauge to IEC 60947-1</b>	A4
<b>Solid, min.</b>	0.5 mm <sup>2</sup>
<b>Solid, max.</b>	6 mm <sup>2</sup>
<b>Stranded, min.</b>	1.5 mm <sup>2</sup>
<b>Stranded, max.</b>	6 mm <sup>2</sup>
<b>Flexible, min.</b>	0.5 mm <sup>2</sup>
<b>Flexible, max.</b>	6 mm <sup>2</sup>
<b>Flexible with ferrule, min. (DIN 46228/1)</b>	0.5 mm <sup>2</sup>
<b>Flexible with ferrule, max. (DIN 46228/1)</b>	4 mm <sup>2</sup>
<b>Flexible, min., ferrule with plastic collar (DIN 46228 pt 4)</b>	0.5 mm <sup>2</sup>

<b>Flexible, max., ferrule with plastic collar (DIN 46228 pt 4)</b>	4 mm <sup>2</sup>
<b>Twin wire-end ferrule, min.</b>	0.5 mm <sup>2</sup>
<b>Twin wire end ferrule, max.</b>	2.5 mm <sup>2</sup>
<b>AWG conductor size, min.</b>	AWG 26
<b>AWG conductor size, max.</b>	AWG 10
<b>AWG conductor size, min.</b>	0.13 mm <sup>2</sup>
<b>AWG conductor size, max.</b>	5.26 mm <sup>2</sup>

#### Dimensions

<b>Width</b>	6.1 mm
<b>Height of lowest version</b>	47 mm
<b>Length</b>	60 mm
<b>Weight</b>	10.4 g
<b>TS 35 offset</b>	32 mm

#### Disconnect terminals

<b>Torque level with DMS electric screwdriver</b>	2
---	---

#### Rating data

<b>Rated cross-section</b>	4 mm <sup>2</sup>
<b>Rated voltage</b>	800 V
<b>Rated impulse voltage</b>	8 kV
<b>Rated current</b>	32 A
<b>Standards</b>	IEC 60947-7-1
<b>Current with max. conductor</b>	41 A
<b>Pollution severity</b>	3

#### UL rating data

<b>Voltage (UL)</b>	600 V
<b>Current (UL)</b>	35 A
<b>Min. cross-section (UL)</b>	AWG 22
<b>Max. cross-section (UL)</b>	AWG 10

**Approvals****Approvals institutes****Downloads****STEP**







**1020180000\_09253\_WDU\_4\_BL\_STP.stp**

**Classifications**

<b>ETIM 2.0</b>	EC000897
<b>ETIM 3.0</b>	EC000897
<b>eClass 4.1</b>	27-14-11-20
<b>eClass 5.0</b>	27-14-11-20
<b>eClass 5.1</b>	27-14-11-20

**Similar products**

Order No.	Part designation	Version	Qty.	
▶ 1020100000	WDU 4	Feed-through terminal, 4 mm <sup>2</sup> , Screw connection, Wemid, dark beige, TS 35	100 pc (s).	▶
▶ 1020180000	WDU 4 BL	Feed-through terminal, 4 mm <sup>2</sup> , Screw connection, Wemid, blue, TS 35	100 pc (s).	▶
▶ 1037810000	WDU 4 BR	Feed-through terminal, 4 mm <sup>2</sup> , Screw connection, Wemid, brown, TS 35	100 pc (s).	▶
▶ 1020120000	WDU 4 GE	Feed-through terminal, 4 mm <sup>2</sup> , Screw connection, Wemid, yellow, TS 35	100 pc (s).	▶
▶ 1020160000	WDU 4 GN	Feed-through terminal, 4 mm <sup>2</sup> , Screw connection, Wemid, green, TS 35	100 pc (s).	▶
▶ 1037800000	WDU 4 GR	Feed-through terminal, 4 mm <sup>2</sup> , Screw connection, Wemid, grey, TS 35	100 pc (s).	▶
▶ 1036760000	WDU 4 OR	Feed-through terminal, 4 mm <sup>2</sup> , Screw connection, Polyamide, Orange, TS 35	100 pc (s).	▶
▶ 1020140000	WDU 4 RT	Feed-through terminal, 4 mm <sup>2</sup> , Screw connection, Wemid, red, TS 35	100 pc (s).	▶

▶ 1020110000 WDU 4 SW	Feed-through terminal, 4 mm <sup>2</sup> , Screw connection, Wemid, black, TS 35	100 pc (s).	▶ 
▶ 1036700000 WDU 4 WS	Feed-through terminal, 4 mm <sup>2</sup> , Screw connection, Wemid, white, TS 35	100 pc (s).	▶ 
▶ 1021000000 WDU 4/10	Feed-through terminal, 4 mm <sup>2</sup> , Screw connection, Wemid, dark beige, TS 35	10 pc(s).	▶ 
▶ 1020900000 WDU 4/10/BEZ	Feed-through terminal, 4 mm <sup>2</sup> , Screw connection, Wemid, dark beige, TS 35	10 pc(s).	▶ 
▶ 1905140000 WDU 4/ZR	Feed-through terminal, 4 mm <sup>2</sup> , Screw connection, Wemid, dark beige, TS 35	50 pc(s).	▶ 
▶ 1905060000 WDU 4/ZZ	Feed-through terminal, 4 mm <sup>2</sup> , Screw connection, Wemid, dark beige, TS 35	50 pc(s).	▶ 

Copyright Weidmüller Interface GmbH & Co. KG | Klingenbergstraße 16 | D-32758 Detmold  
Copyright | AGB | Datenschutz | Nutzungsbedingungen